

BDT001A/BDT001B/BDT001C/BDT001D Over Bed Table, steel column



A

B

C



D

E

F

Features:

1. Tabletop: A type made of plastic PP blow molding, B type: Hospital movable over bed table with MDF surface, C type: plastic PP blow molding with bottle holder on tabletop, D type: plastic PP blow molding with bottle holder on tabletop, with drawer
2. Lifting Column: steel with plastic coating
3. Base made of steel with plastic coating
4. Four castors, two with brakes, easy to move, durable

Specifications:

Item code	Overall size	G.W/N.W(kg)	Qty/package	Package size
BDT001A	900*450*750-1020mm	15/13.5	1	900*560*170mm
BDT001B	900*450*750-1020mm	17.5/16.5	1	900*560*170mm
BDT001C	900*450*750-1020mm	16/14.5	1	900*560*170mm
BDT001D	900*450*750-1020mm	16.5/15	1	900*560*170mm
BDT001E	775*385*775-1055mm	16.5/15	1	900*560*170mm
BDT001F	900*450*750-1020mm	20/18	1	900*560*200mm

BDT001G OVER BED TABLE



1. ABS material table board, no toxic effect on body & be clean, general color: **white or blue**
2. Two sections ABS tabletop, adjustable angle for reading books etc.
3. Steel column
4. The height can adjustable: 74cm-102cm
5. With 4pcs castor for move easy, two with brakes
6. Press knock switch, adjust height by your demanded.

easy to

Dimensions:

Length: 900*450*750-1020mm

BDT002A/BDT002B Over Bed Table, aluminum alloy lifting column



BDT002A

BDT002B

Features:

1. Tabletop: A type made of plastic PP blow molding, B type: Hospital movable over bed table with MDF surface, aluminum packed edge.
2. Lifting column: aluminum profile with electrostatic spraying
3. Base made of steel with plastic coating
4. Four castors, two with brakes, easy to move, durable

Specifications:

Item code	Overall size	G.W/N.W(kg)	Qty/package	Package size
BDT002A	890*440*830~1040MM	22.7/21.7	1	800*460*125mm
BDT002B	780*386*830~1040MM	22.7/21.7	1	800*460*125mm

WANROOEMED reserves the right to change specifications without notice.



WANROOEMED

BDT003A/BDT003B Stainless Steel Over Bed Table



Specifications:

Item code	Overall size	G.W/N.W(kg)	Qty/package	Package size
BDT003A	800*400*780-1020mm	22.7/21.7	1	920x475x120mm
BDT003B	900*450*700-1000mm	13/12	1	800x460x120mm

BHC001 Attendant Chair

Frame is made steel tube with plastic coating. Mattress is made of PVC artificial leather. The Attendant chair can be open as a simple hospital bed, it can be folded into chair.

Size: 620x720x940

Open size: 620x1920

Package(1pc/carton): 1180*610*210mm



BHC001



BHC001

Size: 630x620x900mm

Open: 630x1970mm

BHC003 Transfusion Chair

The transfusion chair is made of steel tube with plastic coating.

Back rest adjustable: 0-65°

Mattress is made of PVC artificial leather,

With IV pole and foot rest.

Size: 680x800x1100 Open size: 680x1300 Folded size:18*52*90cm

Package(1pc/carton): 93*56*21cm N.W.: 11KG, G.W.:12kg



BHC004 Stainless Steel Step Stool



Single Foot Stool, made of stainless steel

skidproof rubber stool top.

With 4 rubber foot.

Size: 400*450*200mm

BHC0051 Step Stool



- Strong, durable, all welded steel
- Legs constructed of heavy tube
- Slip resistant corrugated PU foam top surface

WANROOEMED reserves the right to change specifications without notice.

- Rubber floor tips

Tip resistant design, rugged and easy to maintain

Size: 495*295*230mm

BHC0052 Double Steps Stool



PU foam stool top

Iron tube with powder coating

4 feet with rubber jacket

Each layer: 495*195mm

BHC006 Step Stool

Double step Foot Stool. made of stainless steel, Skidproof rubber stool top. With 4 rubber footstraps.

Overall size: 400*400*430mm

High part size :400*200*430mm

Low part size:400*200*230mm






BHC007A/B/C Step Stool



BHC007A aluminum alloy stool

BHC007B ABS stool



This step stool is easy to combine and knock down, one more layer height 65mm, it also can be combined from left and right and front and behind to extend the work square. Polyurethane mat, no damage for OR room ground, combination stack, no taking big room. Surface skidproof rubber mat and other parts, all insulated material, safe. Type A is aluminum alloy stool and Type B is ABS stool.

Type A: Size: 400*300*80mm, loading: 400kg, net weight: 3kg

Type B: Size: 400*300*80mm, loading: 300kg, net weight: 2.5kg



BHC007C ABS Step Stool



Size: 450*355*130mm, loading: 300kg, net weight: 3.5kg

BHC008A Doctor Stool



6cm thickness EVA foam mattress, chromium-coated steel structure.

The height can be adjusted by pneumatic spring

Size:33x45-60cm

Weight:5kg

Packing:

Quantity:2pcs/CTN

Size:41x41x26cm

G.W:11kg

BHC008B Doctor Stool



9cm thickness sponge mattress, chromium-coated steel structure.

The height can be adjusted by rotation

Size:36x45-70cm

Weight:5kg

Packing

Quantity:1pc/CTN

Size:38x38x45cm

G.W:6kg

BHC008B Doctor Stool with backrest

Size: Dia45*54-75cm



we right to change specifications without notice.

Height adjustment via a gas spring operated by a hand lever housed under the seat within easy reach of the operator

chromium-coated steel structure
with 5 castors

BIV01 Adjustable IV stand(4hooks)



Pole:stainless steel 202#

Base:Powder-coated steel

Height adjustable, 4 hooks

Tube diameter: lower tube: 25mm, upper tube: 16 diameter

BIV02 INFUSION PUMP RACK

1. Height adjustable easily

WANROOEMED reserves the right to change specifications without notice.

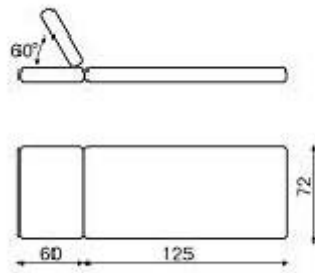
2. Stainless steel tube, with 4 IV hooks
3. original armrest help the patient adjust height according to the patient at any time and angle design principle of ergonomic comfort grip and lightweight operation.
4. Fast locking knob using Japanese technology, quick-locking and release, use one hand operation;
5. The base of the bracket with the universal self-Zohar pulley, flexible movement and braking.
6. With a plastic tray, applicable to all types of infusion pump equipment
7. Different kinds of bases optional



BEC01 EXAMINATION COUCH(backrest adjustable)

NAME	EXAMINATION COUCH(backrest adjustable)	
MODEL	BEC01	
Size:	1820*620*710mm	
Material:	Stainless steel frame.Leatheroid for the coach surface.It is waterproof and easy to clean. Leather color: black general, other color, optional	
Function:	1. Backrest controlled by rack: 0-60° 2. Bear of Loading:135KGS	
NOTE	Size can be made according to your requirement	
Package	1set/ carton, 1850*640*180mm.G.W.:27KGS	


BEC02 EXAMINATION COUCH(backrest adjustable)




NAME	EXAMINATION COUCH(backrest adjustable)
MODEL	BEC02
Size:	1850*620*720mm
Material:	Stainless steel frame.Leatheroid for the coach surface.It is waterproof and easy to clean. Leather color: black general, other color, optional

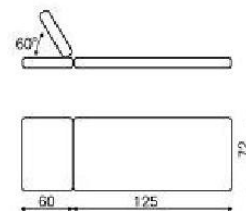
Function:	1. Backrest controlled by rack: 0-60° 2. Bear of Loading:135KGS
NOTE	Size can be made according to your requirement
Package	1set/ carton, 1890*680*160mm,26kgG.W.:31KGS

BEC03 EXAMINATION COUCH(backrest adjustable)


NAME	EXAMINATION COUCH(backrest adjustable)	
MODEL	BEC03	
Size:	1800*600*700mm	
Material:	Powder coated steel frame Leatheroid for the coach surface.It is waterproof and easy to clean. Leather color:blue general, other color, optional	
Function:	1. Backrest controlled by rack: 0-70° 2. Bear of Loading:135KGS	
NOTE	Size can be made according to your requirement	
Package	1set/ carton, 1850W*640D*180H.G.W.:27KGS	

BEC04 EXAMINATION COUCH(backrest adjustable)

NAME	EXAMINATION COUCH(backrest adjustable)	
MODEL	BEC04	
Size:	1850*620*750mm	
Material:	40*40*1.5mm Powder-coated square tube. 6cm PVC sponge mattress Leather color:blue general, other color, optional	
Function:	1. Backrest controlled by rack: 0-60° 2. Bear of Loading:160KGS	
NOTE	Size can be made according to your requirement	
Package	1set/ carton, 189*68*16cm, N.W.: 21kg,G.W.: 23kg	



BEC05 EXAMINATION COUCH(backrest adjustable by crank)


NAME	One Crank EXAMINATION COUCH(backrest adjustable)	
MODEL	BEC05	
Size:	1900*600*660mm	
Material:	Powder coated steel frame.Leatheroid for the coach surface.It is waterproof and easy to clean. Leather color:blue general, other color, optional	
Function:	1. Backrest controlled by crank: 0-60°Bear of Loading:135KGS	
NOTE	Size can be made according to your requirement	
Package	1set/ carton, 189*68*20cm, N.W.: 27kg,G.W.: 30kg	

BEC06A FLAT EXAMINATION COUCH

NAME	FLAT EXAMINATION COUCH	
MODEL	BEC06A	
Size:	1800*600*700mm	
Material:	Stainless steel frame.Leatheroid for the coach surface.It is waterproof and easy to clean. Leather color:blue general, other color, optional	
Function:	1. . Bear of Loading:135KGS	
NOTE	Size can be made according to your requirement	
Package	1set/ carton, 189*68*20cm, N.W.:	

	20kg,G.W.: 22kg	
--	-----------------	--

BEC06B EXAMINATION COUCH with Pillow

NAME	FLAT EXAMINATION COUCH	
MODEL	BEC06B	
Size:	1800*600*700mm	
Material:	Stainless steel frame.Leatheroid for the coach surface.It is waterproof and easy to clean. With pillow Leather color:blue general, other color, optional	
Function:	Bear of Loading:135KGS	
NOTE	Size can be made according to your requirement	
Package	1set/ carton, 189*68*20cm, N.W.: 20kg,G.W.: 22kg	

BEC07 EXAMINATION COUCH with hole

NAME	EXAMINATION COUCH	
MODEL	BEC07	
Size:	1820*620*710mm	
Material:	Made of 20*20*1.5mm stainelss steel square tube 5cm sponge surface with antibacterial PVC wrapped-white or black 3 sections.	
Function:	Bear of Loading:140KGS	
NOTE	Size can be made according to your requirement	
Package	1set/ carton, 91*62*14cm, N.W.: 16kg,G.W.: 20kg	



BEC10 Hydraulic Examination Table

NAME	Hydraulic Examination Table	
MODEL	BEC10	
Size:	1850*520*460-765mm	
Material:	Powered coated steel frame. Leatheroid for the coach surface. It is waterproof and easy to clean. Leather color: blue general, other color, optional	
Function:	1. height adjustable: 460-765mm by hydraulic foot pedal 2. Bear of Loading: 135KGS	
NOTE	Size can be made according to your requirement	
Package	1set/ carton, 1900*600*530mm, N.W.: 45kg, G.W.: 50kg	

BEC11 Electric Examination Table


NAME	Electric Examination Table	
MODEL	BEC11	
Size:	1920*740*380-720mm	
Material:	Powered coated steel frame. Leatheroid for the coach surface. It is waterproof and easy to clean. Leather color: green general, other color, optional 125cm diameter castor, 2 with	

	brakes	
Function:	<ol style="list-style-type: none"> height adjustable: 380-720mm, electric by foot pedal Bear of Loading: 135KGS 	
NOTE	Size can be made according to your requirement	
Package	1set/ carton, 1900*600*530mm, N.W.: 45kg, G.W.: 50kg	

BEC12 Electric Examination Table with pillow


NAME	Electric Examination Table with pillow	
MODEL	BEC12	
Size:	1900*600*500-800mm	
Material:	<p>Powered coated steel frame. Leatheroid for the coach surface. It is waterproof and easy to clean. With pillow</p> <p>Leather color: blue general, other color, optional</p> <p>125cm diameter castor, 2 with brakes</p>	
Function:	<ol style="list-style-type: none"> height adjustable: 500-800mm by hand controller Bear of Loading: 135KGS 	
NOTE	Size can be made according to your requirement	
Package	1set/ carton, 1900*600*530mm, N.W.: 45kg, G.W.: 50kg	

BEC13 Electric Examination Couch

Size:	1900* 550*400-800mm	
Material:	steel frame with plastic coating, high-density sponge packed by artificial leather	
Function:	<ol style="list-style-type: none"> Backrest controlled by gas spring: 0-75° ; with hole in the center. Electric height adjustment: 400 -800mm ; 	

	<p>3. Foot controller or hand controller</p> <p>4. Leather color: blue or black.</p>	
NOTE	Size can be made according to your requirement	

BEC14 Electric Examination Couch

Size:	1900* 550*600-800mm	
Material:	steel frame with plastic coating, high-density sponge packed by artificial leather	
Function:	<p>1. Backrest controlled by gas spring: 0-75° ; with hole in ths center.</p> <p>2. Footrest controlled by gas spring: 0-45°</p> <p>3. Electric height adjustment: 600 -800mm ;</p> <p>4. Foot controller or hand controller</p> <p>5. Leather color: blue or black.</p> <p>6. with control lock castor, easy to move and lock.</p>	
NOTE	Size can be made according to your requirement	

Hospital Foldable Screen(2/3/4/5/6 sections)

		
Two sections	Three sections	Four section



WANROOEMED

Feature:

1. Stainless steel frame, anti-rust and wear-resistant
2. Washable blue fabric cloth, general
3. with castors, moving freely and easily
4. The hospital screen can be dissembled to save space.
5. Size of each fold: 1800(H)*500(W) mm
6. 2/3/4/5/6 section of hospital screen optional
7. Size can be customized to your requirement.

WANROOEMED